

SECURO 24 CON NCC1CDW24-

IMPORTANT SAFEGUARDS

When using electrical equipment, basic safety precautions should always be followed including the following:

READ AND FOLLOW ALL SAFETY INSTRUCTIONS

1. Do not use outside
2. Do not mount near gas or electric heaters. Equipment should be mounted in locations and heights where it will not readily be subjected to tampering by unauthorized personnel.
3. The use of accessory equipment and replacement parts not recommended by the manufacturer may cause an unsafe condition.
4. Do not use this equipment for anything other than its intended purpose.
5. The voltage rating for this equipment is specified on the product label. Do not connect equipment to any other voltage.

SAVE THESE INSTRUCTIONS

Specifications

Type: Conventional emergency light for central battery system

Mounting: Ceiling, wall

Light source: 6W LED 50,000h operation, 6000K color temperature

Photo-biological safety: RG2 class, threshold distance: 0.38m

Luminous flux: 591 lumens

Max. installation height: 10m (scaled to 1 lux)

Housing color and material: White, plastic

Protection class: III

Dimensions: Length x width. x height: 315mm x 102mm x 74mm

Cable connection: Max. 2.5mm² cross-section solid or sleeved twisted wire

Operating mode: Non-maintained

Mains voltage: DC 24-32V

Max. input current: 0,235A

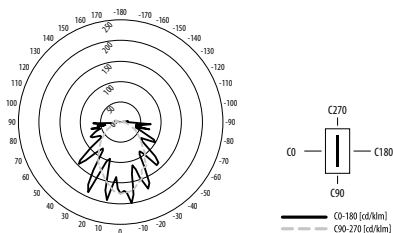
Constant nominal ambient temperature range: 0°C<Ta<45°C

Protection: IP54

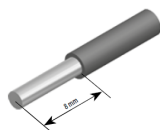
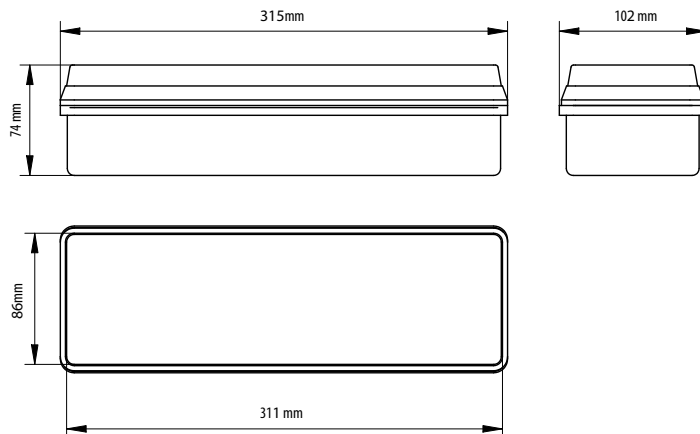
Certificates: CE, UL



The devices' light intensity distribution curve

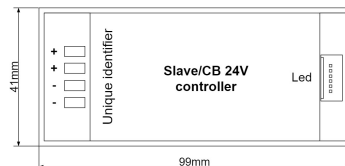


Dimensions



Use copper wire only
14 - 18 AWG, sol/str
Max. Ø 2,5 mm²

Wiring



Cable wiring - Connect the mains cable, the LED module to the luminaire using the diagram.

Correct phasing is important because of the communication line.

An incorrect connection will not cause a fault, but an incorrectly connected luminaire will also affect the function of the other luminaires on the line.

Changing the LED – Because of the LED's unique design, it can be changed by the manufacturer only.

CAUTION!

Works on the 24V mains may only be done from qualified personnel considering the local installation requirements.

Before installation the supply voltage must be switched off.

The device works from SECURO 24 CON system.

The mounting should be done only with the supplied retainers.

Important!

In case of maintenance ensure that the device is disconnected from the power. The producer will not take the responsibility for the damages caused by improper usage.

