


Cat.7 plug installation instructions



1.Different parts of the plug




2.Insert the boot to the raw cable




3.The same as the step 2.




4.Strip the outer Jacket of the raw cable



5.Strip the AL Folio



6.Insert the wires into the supporting inner frame of the plug




7.Insert the frame into the plug



8.Crimp the plug with the crimper



9.Crimp the plug with the crimper



10.Push the boot to approach the plug



11.Final products