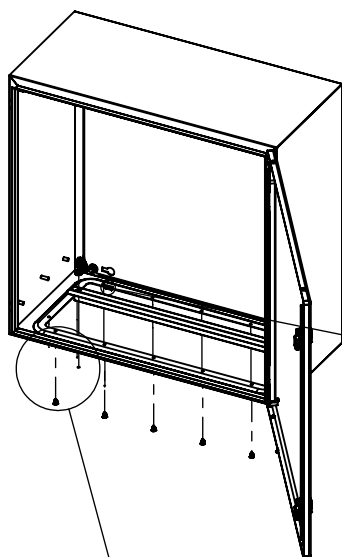
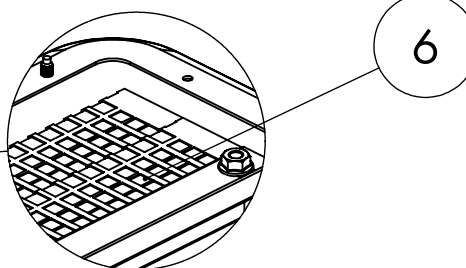
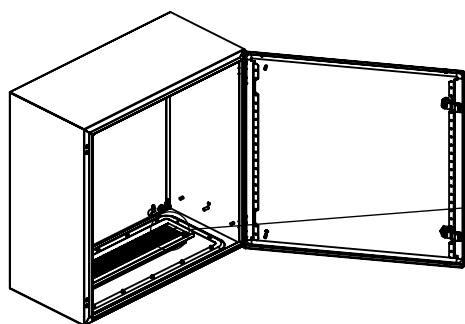
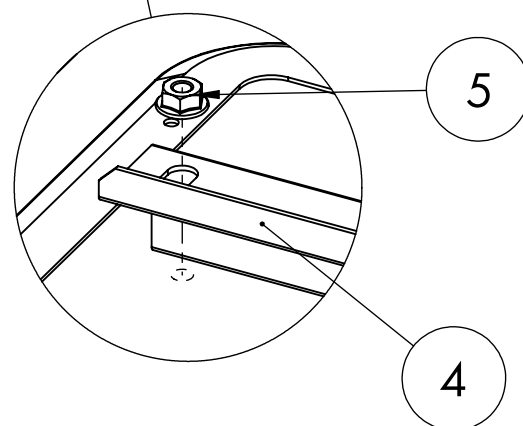
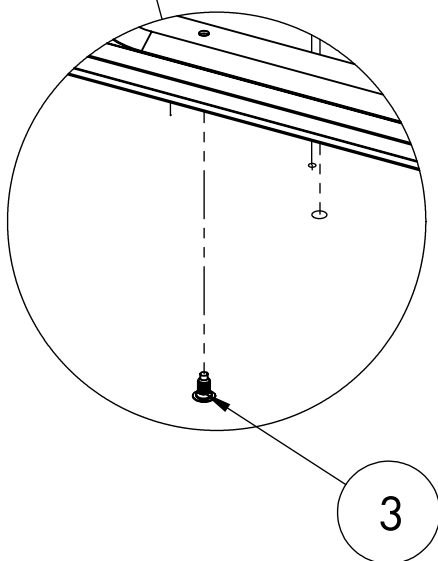
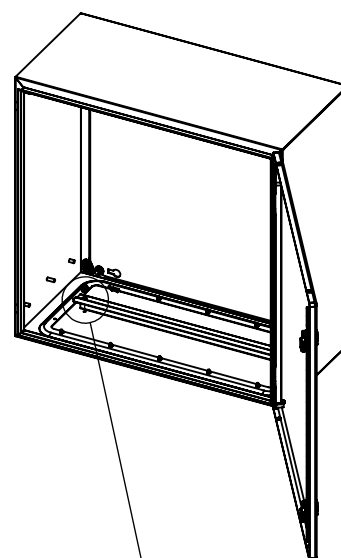


WSA Cable Entry Gland Plates with Foam Rubber

Article Number	Cutout [mm]		Type
WSAMFROA	W=200	D=115	A
WSAMFROB	W=300	D=115	B
WSAMFROC	W=300	D=190	C
WSAMFROD	W=400	D=115	D
WSAMFROE	W=400	D=190	E
WSAMFROF	W=500	D=115	F
WSAMFROG	W=500	D=190	G









Grounding claws are included in supply of WSA enclosures. Be sure to attach the grounding claw before starting the assembly!









The number of gland plates may change according to the enclosure.

SUPPLY INCLUDES







WSAMFROA:

No.		Pcs.	No.		Pcs.
1		1	4		1
2		1	5	 M6	2
3	 4.8x9.5mm	6	6		2







WSAMFROB:

No.		Pcs.	No.		Pcs.
1		1	4		1
2		1	5	 M6	2
3	 4.8x9.5mm	8	6		2







WSAMFROC / WSAMFROD:

No.		Pcs.	No.		Pcs.
1		1	4		1
2		1	5	 M6	2
3	 4.8x9.5mm	10	6		2

WSAMFROE / WSAMFROF:

No.		Pcs.	No.		Pcs.
1		1	4		1
2		1	5	 M6	2
3	 4.8x9.5mm	12	6		2

WSAMFROG:

No.		Pcs.	No.		Pcs.
1		1	4		1
2		1	5	 M6	2
3	 4.8x9.5mm	14	6		2

The number of gland plates may change according to the enclosure.