



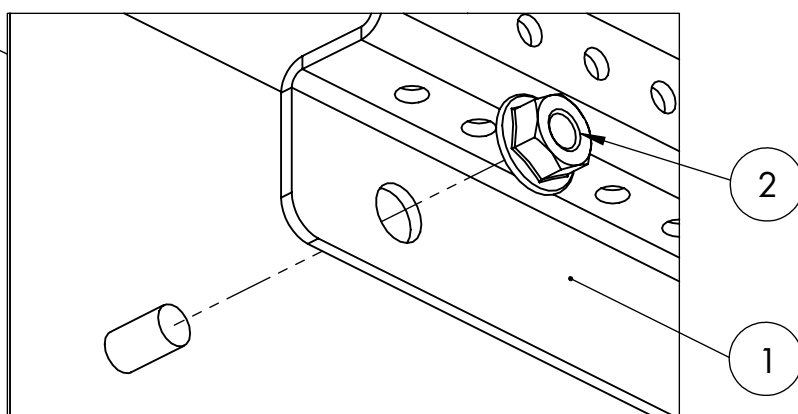
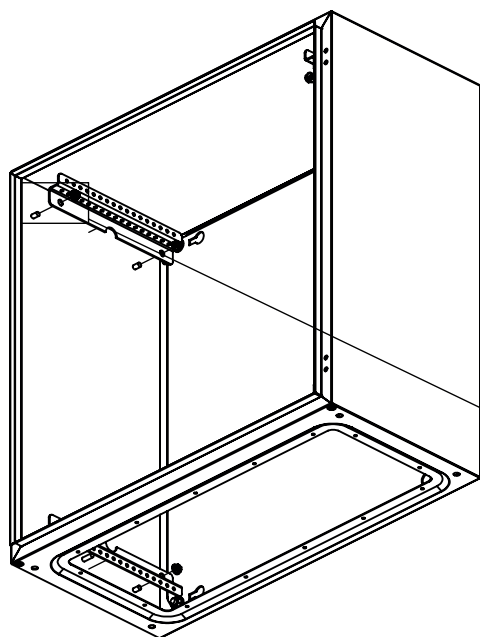
WSA 19" Adapter Profiles

1



Article Number	Description
WSARMP210	Corner parts for mounting rails at D=210mm
WSARMP260	Corner parts for mounting rails at D=260mm
WSARMP300	Corner parts for mounting rails at D=300mm
WSARMP400	Corner parts for mounting rails at D=400mm

2

Article Number	Description
WSA1912U	19" Profiles 12U for WSA with H=600 W=600mm
WSA1916U	19" Profiles 16U for WSA with H=800 W=600mm
WSA1921U	19" Profiles 21U for WSA with H=1000 W=600mm
WSA1924U	19" Profiles 24U for WSA with H=1200 W=600mm



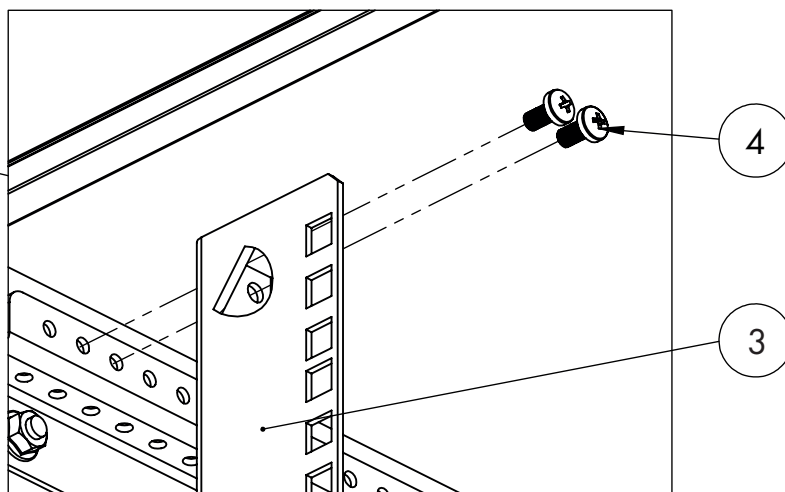
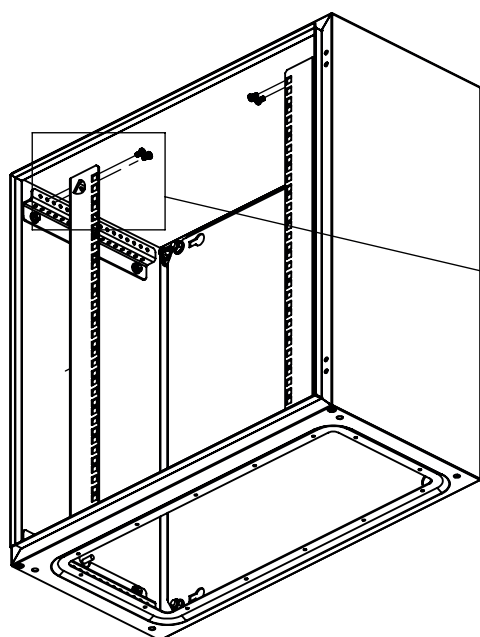
SUPPLY INCLUDES

No.		Pcs.
1		4
2	 M6	8

MA = 7+1Nm




WSA 19" Adapter Profiles



$MA = 7+1 Nm$

SUPPLY INCLUDES

No.		Pcs.
3		2
4	 M5x10mm Self-tapping Screw	8