

# INSTALLATION MANUAL

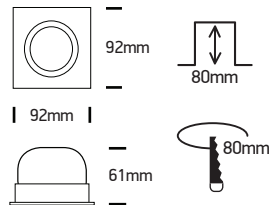
51106A

ecoLED



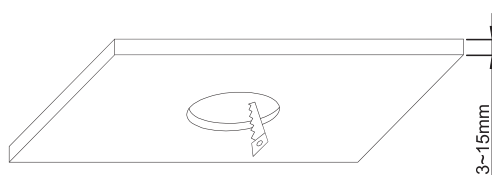
100-240V | 6W | IP20 | Aluminium | Adjustable

Complete with LED driver



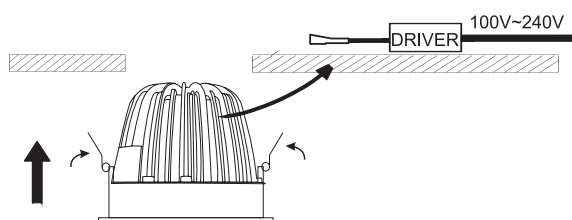
one  
LIGHT

A

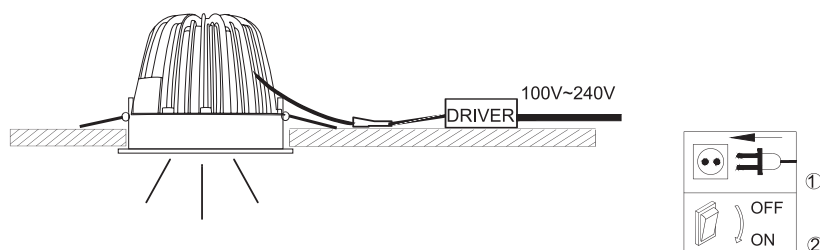


Cutting Hole:  
80mm

B



C



## Warnings:

1. Make sure that the product is installed properly before connecting to electricity.
2. Do not cover the fitting.
3. Maintenance and installation should only be carried out by a professional electrician.